



# Popular conceptions in serial publications

© Joris van Eijnatten



**KB** Koninklijke Bibliotheek  
Nationale bibliotheek van Nederland



Universiteit Utrecht

*Faculty of Humanities*

# In praise of frequency

**Generating and visualising the  
collective mentalities of the past**



# Iteration and Collective Mentality

- repetition and 'mentality'
  - persuasion & repetition: propaganda & advertising
  - collective mentality: religion, teaching, media
- thick description & thin description (Geertz)
  - dense, meaningful contexts vs scarcity of meaning
- imagined community & collective mentality (Anderson)
  - synchronic (re)production vs diachronic repetition
- cultural effects
  - new content enters collective mentalities through iteration



# In Praise of Frequency

## claim:

- mundane and repetitive source material offers entry into a collective mentality

## aim:

- integrate DH into historical discipline, through
  - teaching + research published on mainstream platforms

## need:

1. highly flexible and malleable infrastructure
2. intuitively understandable DH methods ('radical simplicity': word counts, topic modelling, more complicated things like word embeddings...)
3. easy to access serial data + simple visualisations



# Easy to access dataset

- Dutch Press Agency (ANP)
- National Library of the Netherlands (KB)
- metadata
  - identifier (e.g. [anp\\_1964\\_02\\_11\\_6\\_ocr.xml](#))
  - content (radio message)
- 1,475,004 broadcasts
- 1937-1984
- brief



# 11 February 1964 (issue 6)

Red.:                      Datum:                      Tijd:                      Onderwerp:  
.....  
.....  
.....  
..... **cyprus** twee .....

1.    verenigde naties en    niet van de Navo. Onder-minister  
2.    Ball vliegt vandaag door naar Ankara om de Turkse  
3.    autoriteiten het plan voor te leggen.

Red. Datum: Tijd: Onderwerp:  
Cyprus twee 3. 10 11 12 13  
14 15 verenigde naties en  
niet van de Navo. Onder-  
minister Ball vliegt vandaag  
door naar Ankara om de  
Turkse autoriteiten het plan  
voor te leggen. (...)

4.    De kwestie **Cyprus** heeft ook een voorname plaats ingenomen  
5.    bij de besprekingen die de Britse premier Douglas-Home  
6.    en zijn minister van buitenlandse zaken Butler <sup>gisteren</sup> met hun  
7.    Canadese ambtgenoten hebben gevoerd op de eerste dag

Britse premier Douglas-Home  
er/met en zijn minister van  
buitenlandse **zaken Butler'**  
**hun Can& adese**  
ambtgenoten (...)

8.    van hun verblijf in Canada. Volgens betrouwbare inlichtingen  
9.    uit ~~Ot~~awa zal Canada vandaag duizend man aanbieden voor  
10.    de internationale politiemacht.  
11.

uit Otwwa zal Canada  
vandaag duizend man  
aanbieden voor de  
internationale politiemacht.

12.

# Counting stuff: two techniques

1. Frequency counts of related words that co-occur in documents
  - e.g. 'victim' (*slachtoffer*) / 'wounded' (*gewond*) / 'dead' (*dode[n]*) + 'accident' (*ongeluk*) / 'disaster' (*ramp*)
  - different frequency counts of (a selection of) words
    1. the mere occurrence (i.e. is the presence of a word in a news item 'true' or 'false'?)
    2. all occurrences
    3. all possible combinations
      - for five words in theory 31 combinations, in practice 26, such as: <victim + accident> or <victim + disaster>



# Counting stuff: two techniques

## 2. Ngrams (1, 2, 3, 4, 5)

- e.g. 4-gram 'Dear Ladies and Gentlemen' (*Geachte dames en heren*)





# Visualising frequencies

- Three sets of options for graphs, concerning:
  1. the kind of graph;
  2. the elements in the graph;
  3. the kind of data.



# Visualising frequencies

## 1. Kind of graph

- timeline: points and lines
- options
  - simple markers (i.e. scatter plot)
  - lines connecting markers (i.e. line graph)
  - smoothed line ('locally weighted scatterplot smoothing')
  - polynomial
  - univariate interpolation
  - combination of any or all of these (markers, normal lines, smoothed lines, polynomials, etc)
- all variables underlying the various calculations to be set by the user.



# Visualising frequencies

## 2. Elements in the graph

- colours, font size and appearance of the x and y axes
- grid
- basic timeline: based on month or years
- zoom function: slices from the timeline
- vertical bars highlighting missing parts of dataset
- headings and legends



# Visualising frequencies

## 3. Kind of data

– four options

1. unique occurrences
2. all occurrences of words
3. occurrences of combinations of words
4. occurrences of combinations of words as well as unique occurrences of words (dual-scale graph)



# Case: 'Vietnam'

ANP radio news, January 1, 1971

"The South Vietnamese president Van Thieu said at a new years' reception in Saigon that any peace settlement with the Vietcong will be without value as long as the communist movement in South Vietnam has not been destroyed."



# trigrams including 'vietnam'

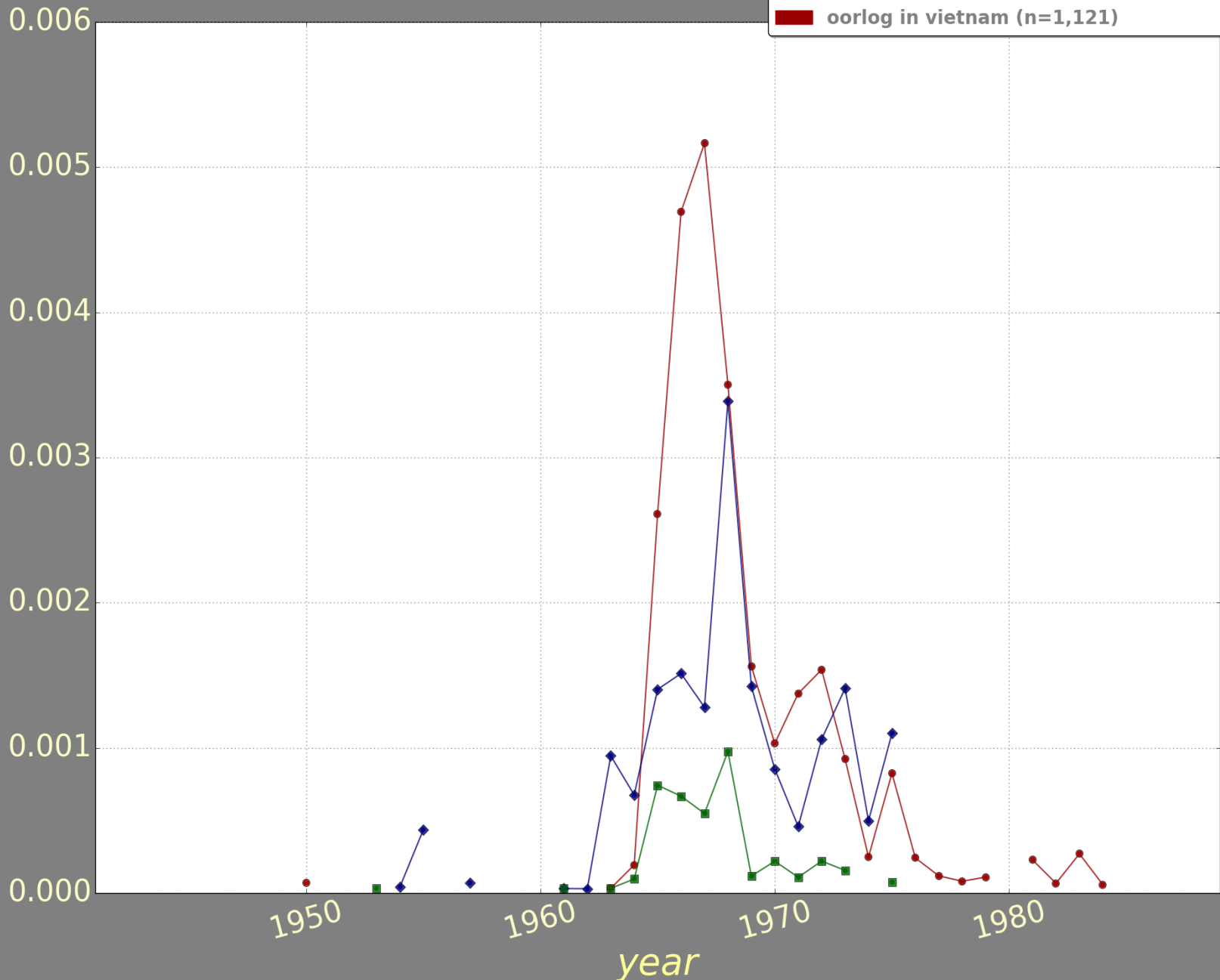
ngram3	1967	1968	1969	1970	1971	1972	1973
12453471 oorlog in vietnam	226	151	67	47	63	77	53
16842873 vietnam 10 11	224	159	81	45	38	170	66
15952682 van de noordvietnamese	91	122	63	39	24	133	37
8747780 in de vietnamese	76	39	21	11	4	12	7
8916758 in vietnam de	76	48	18	15	14	23	32
11821686 noord en zuidvietnam	76	35	20	2	18	29	33
256156 14 15 vietnam	68	61	41	9	13	38	22
17271852 vrede in vietnam	62	65	20	5	8	62	44
4266423 de noordvietnamese hoofdstad	61	15	9	5	5	66	20
15982933 van de zuidvietnamese	61	199	81	41	63	129	60
4624731 de zuidvietnamese regering	56	146	61	39	21	53	81



# Vietnam

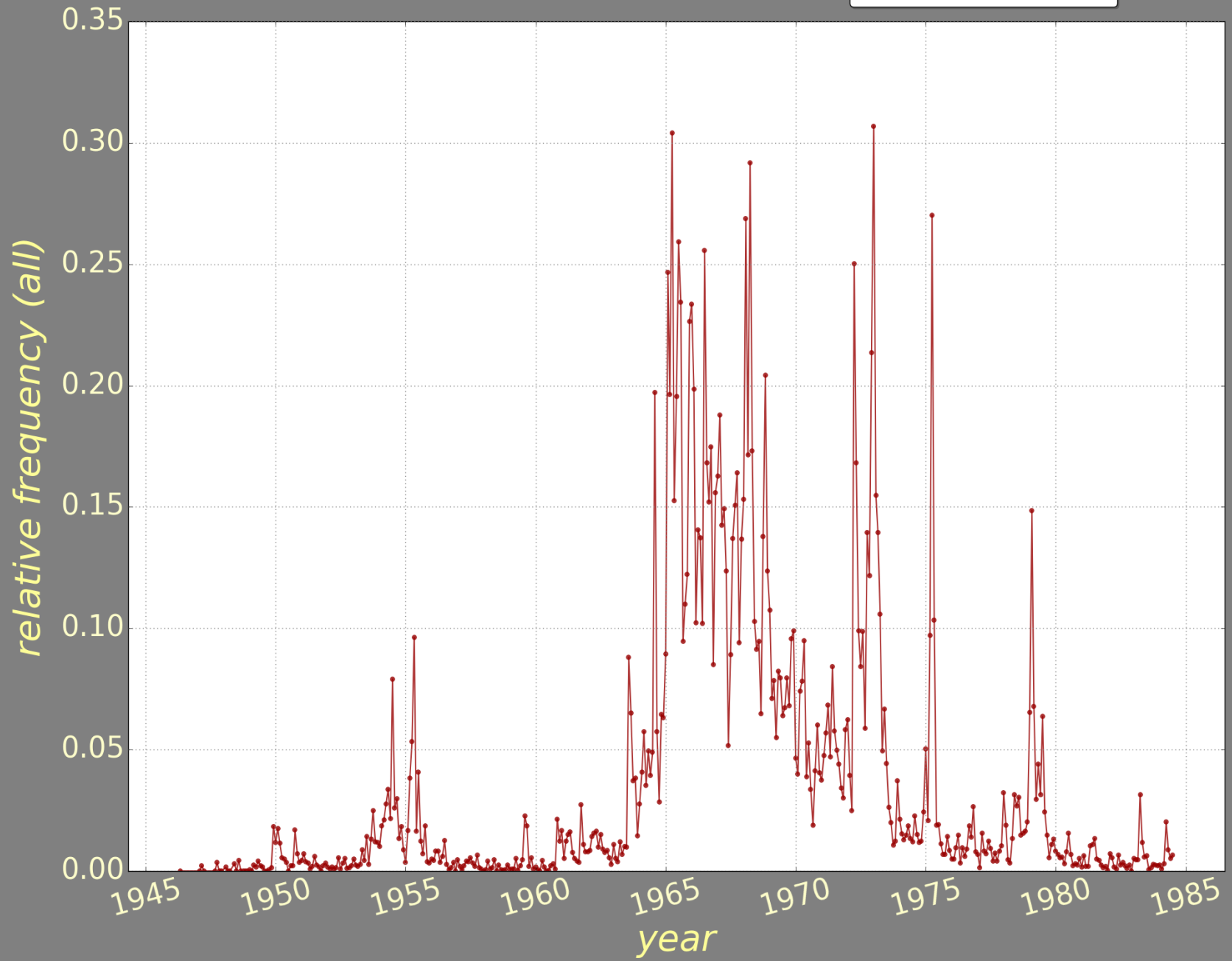
relative frequency (T/F)

- de zuidvietnamese regering (n=730)
- de noordvietnamese regering (n=173)
- oorlog in vietnam (n=1,121)



# Vietnam

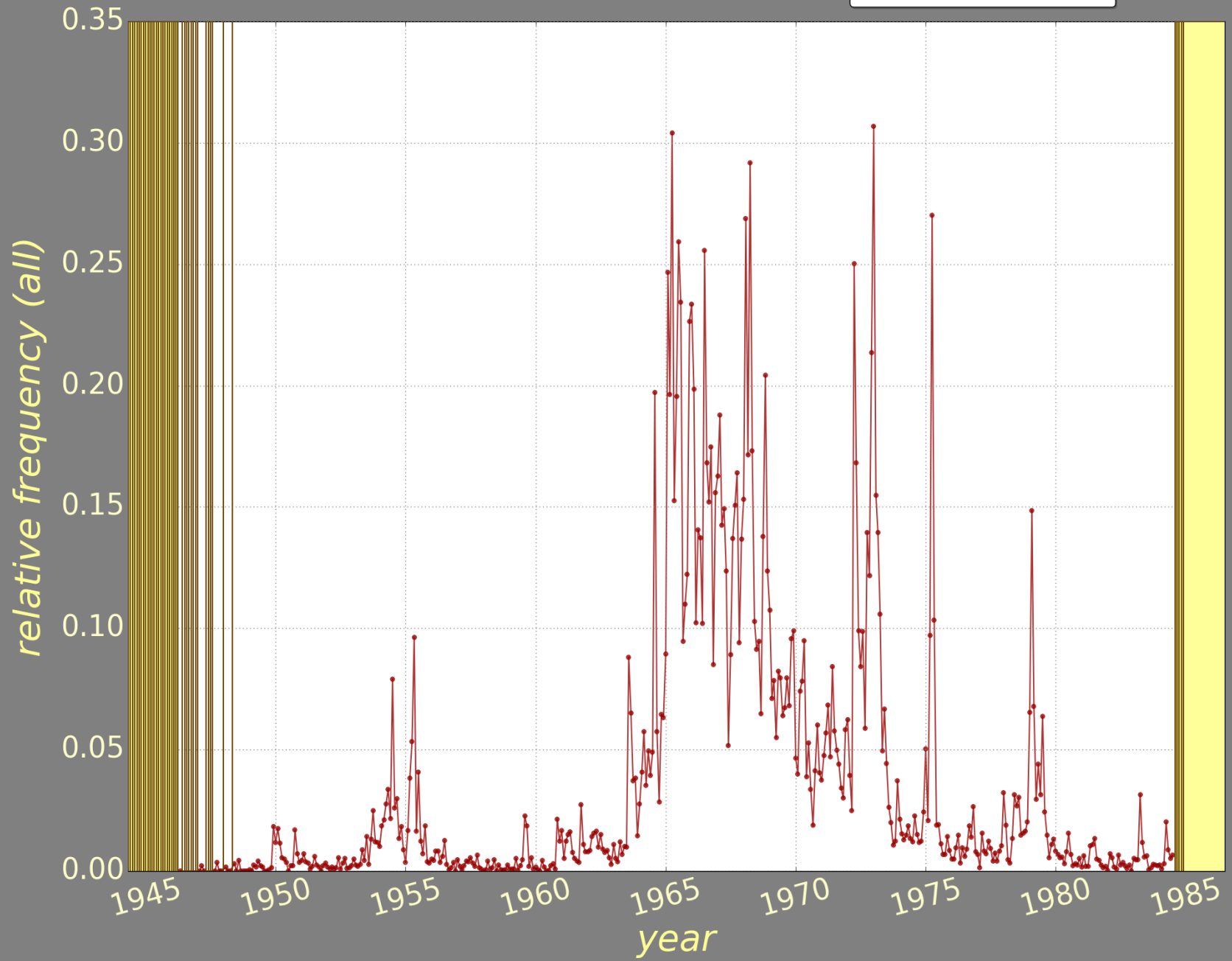
Vietnam (n=59,904)  
n total=1,475,004





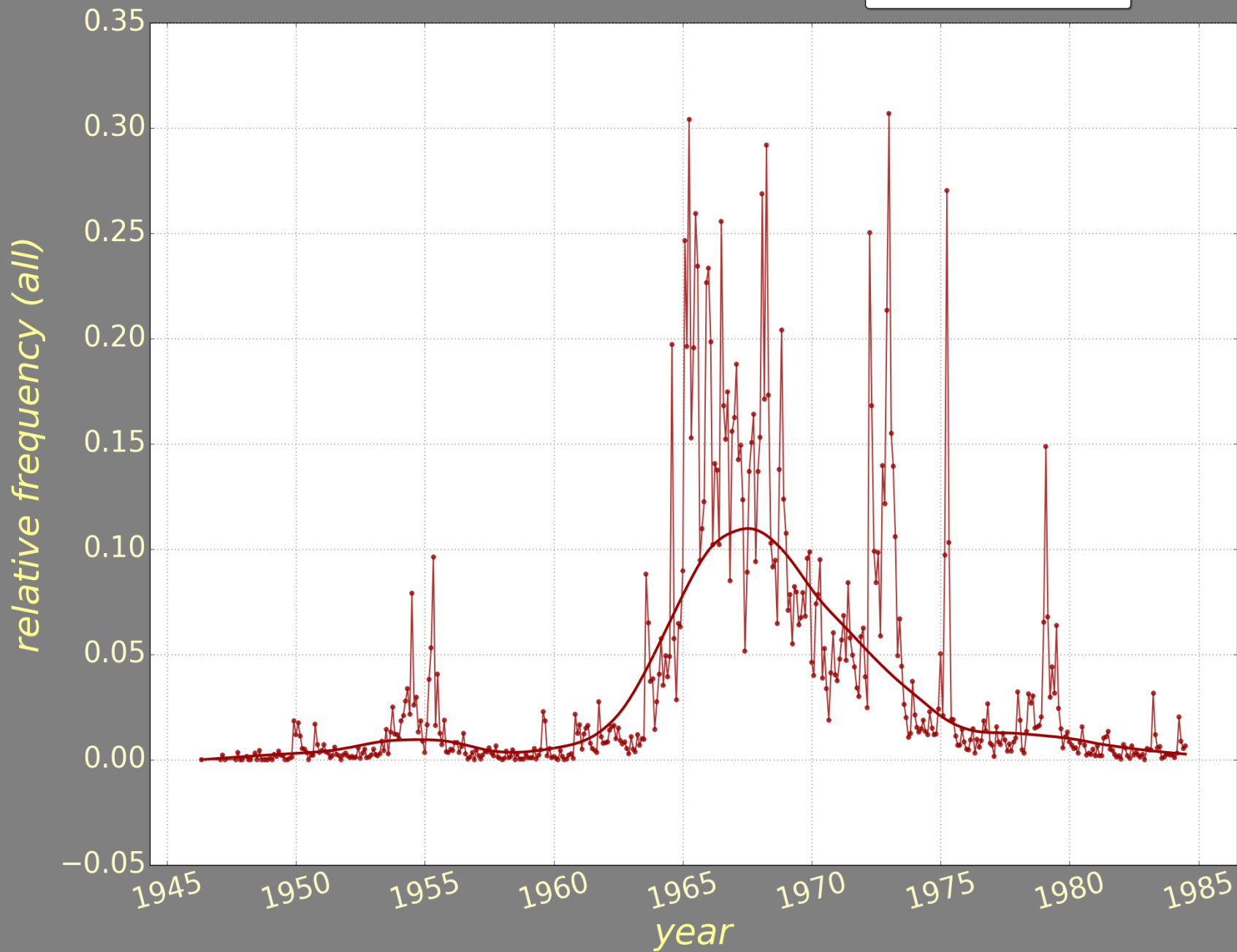
# Vietnam

vietnam (n=59,904)  
n total=1,475,004



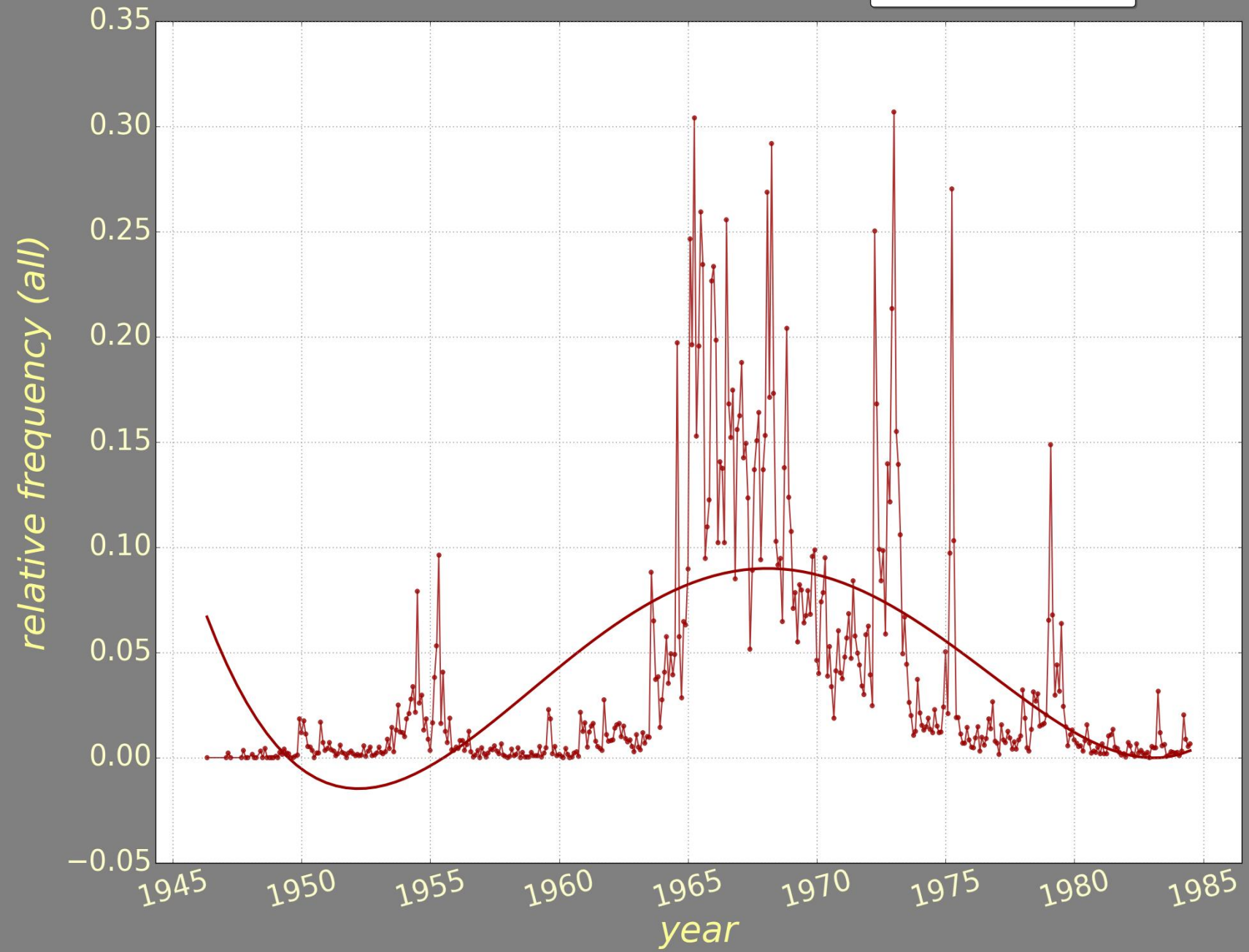
# Vietnam

Vietnam (n=59,904)  
n total=1,475,004



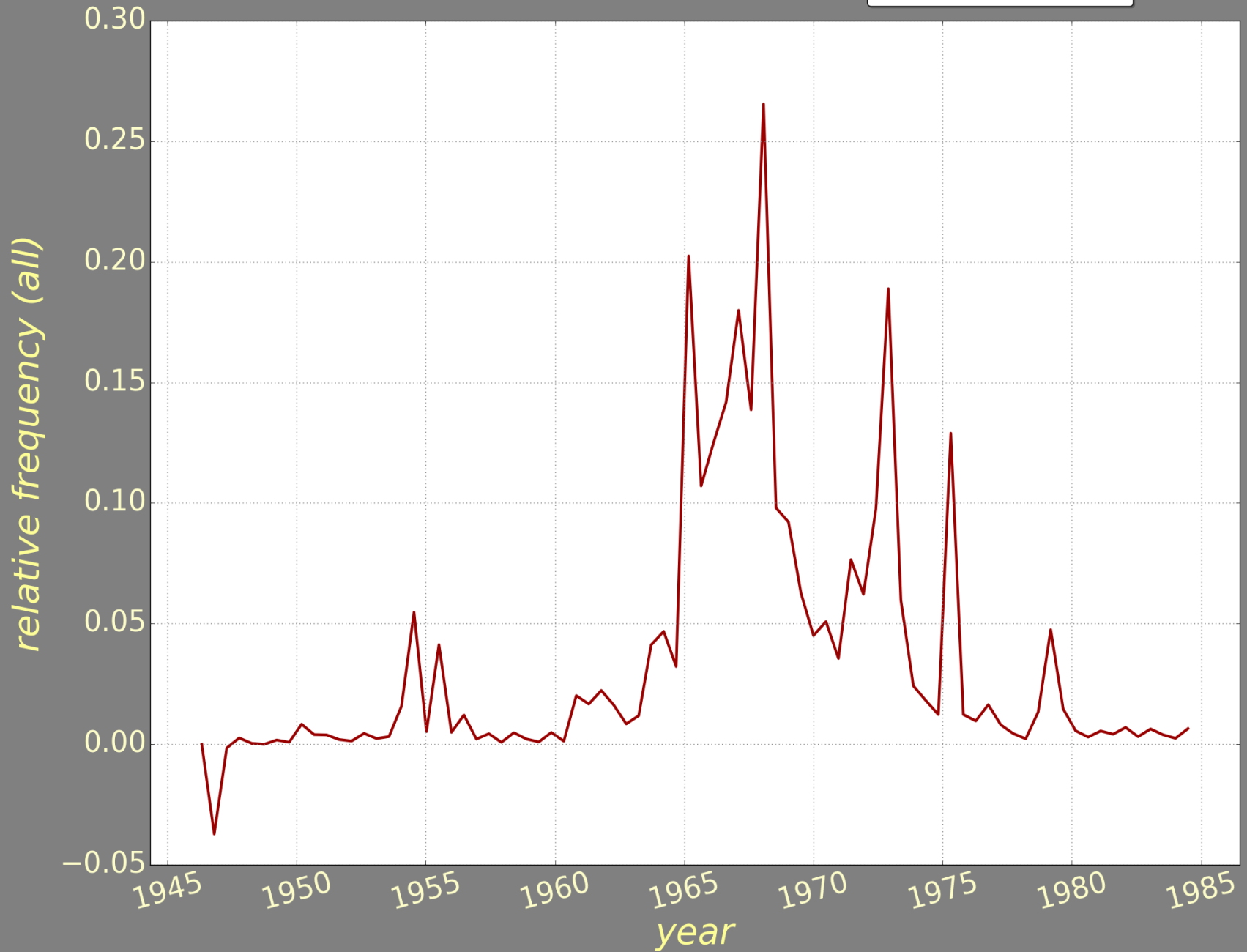
# Vietnam

Vietnam (n=59,904)  
n total=1,475,004



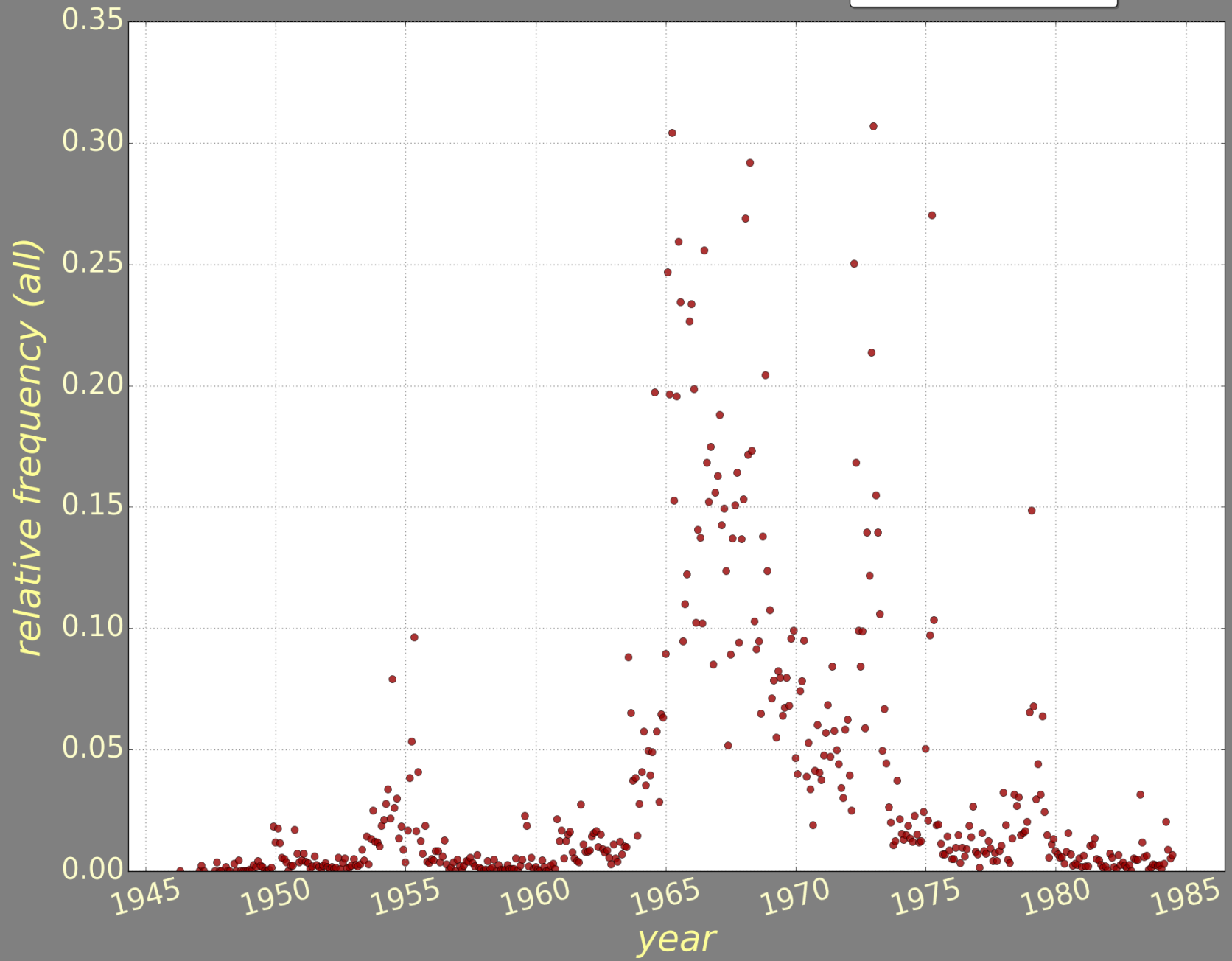
# Vietnam

Vietnam (n=59,904)  
n total=1,475,004



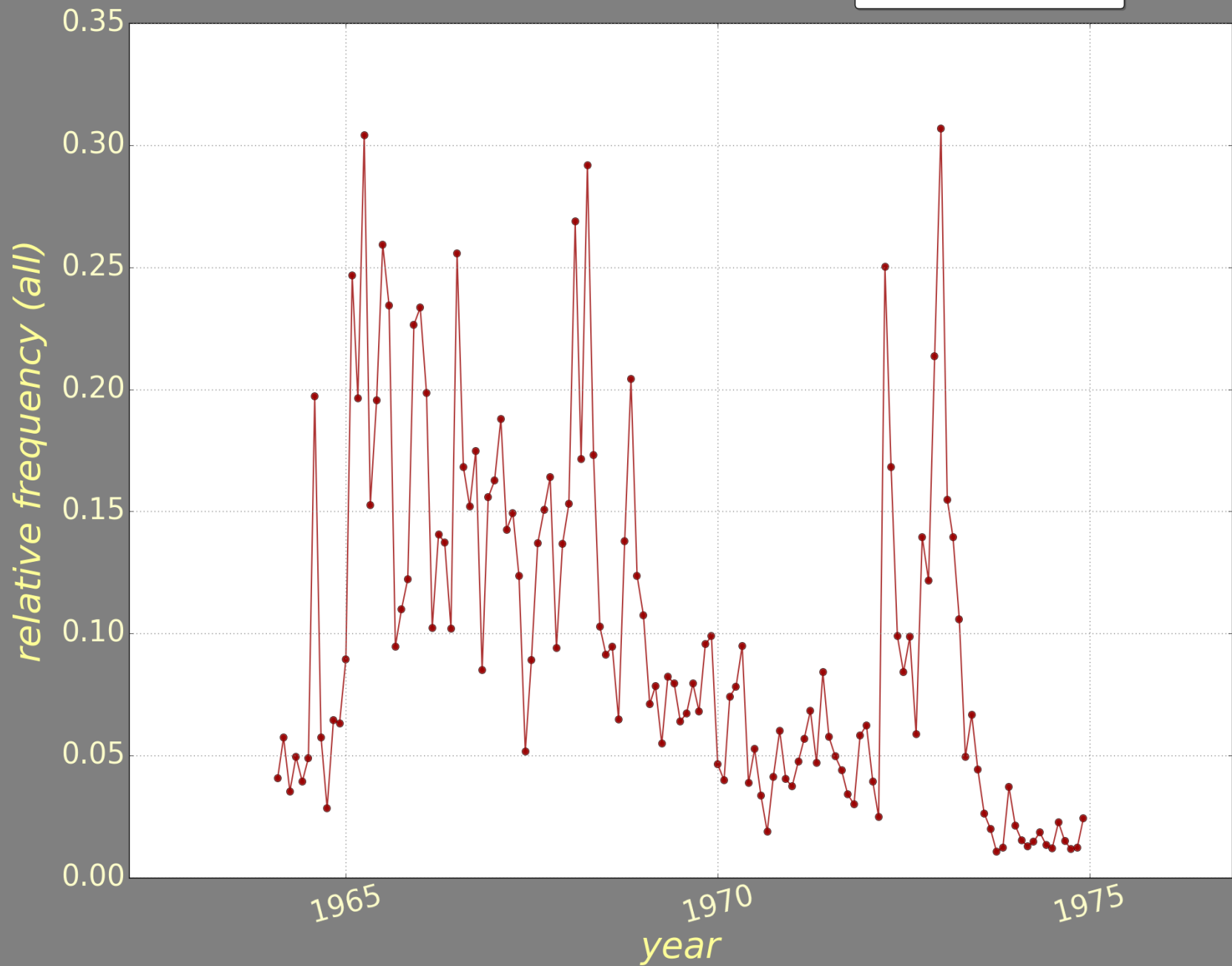
# Vietnam

■ Vietnam (n=59,904)  
n total=1,475,004



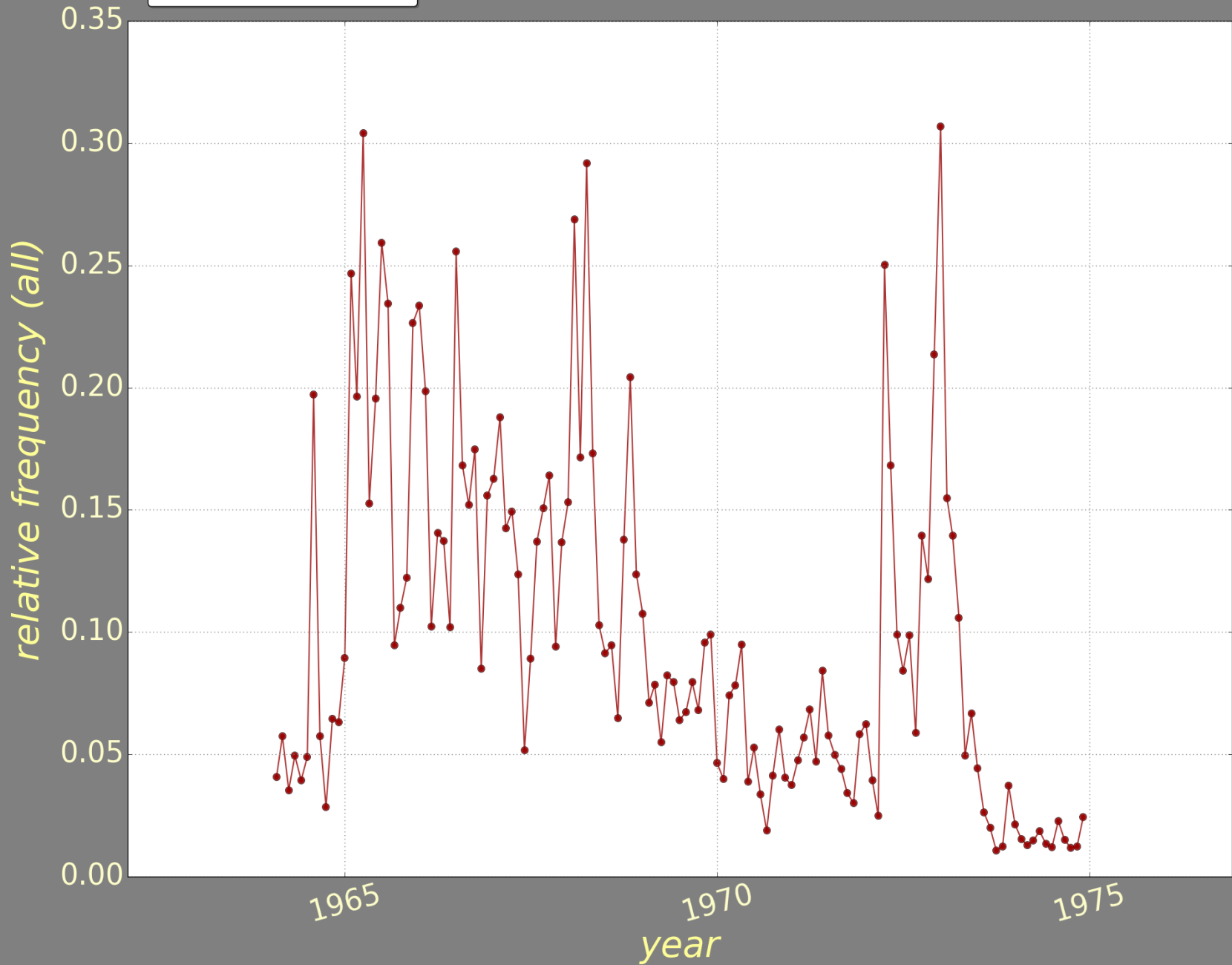
# Vietnam

Vietnam (n=59,904)  
n total=1,475,004

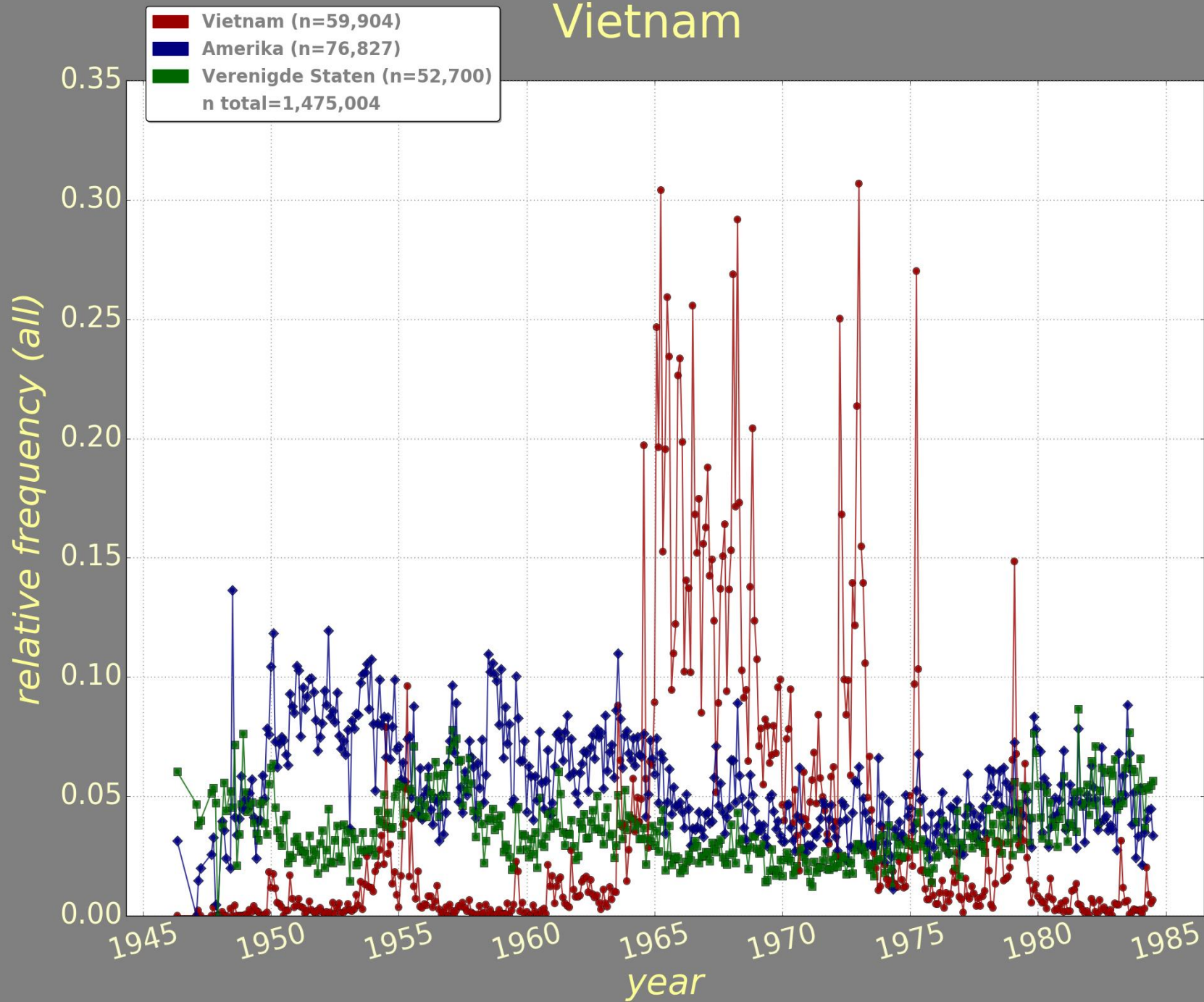


# Vietnam

**Vietnam (n=59,904)**  
n total=1,475,004



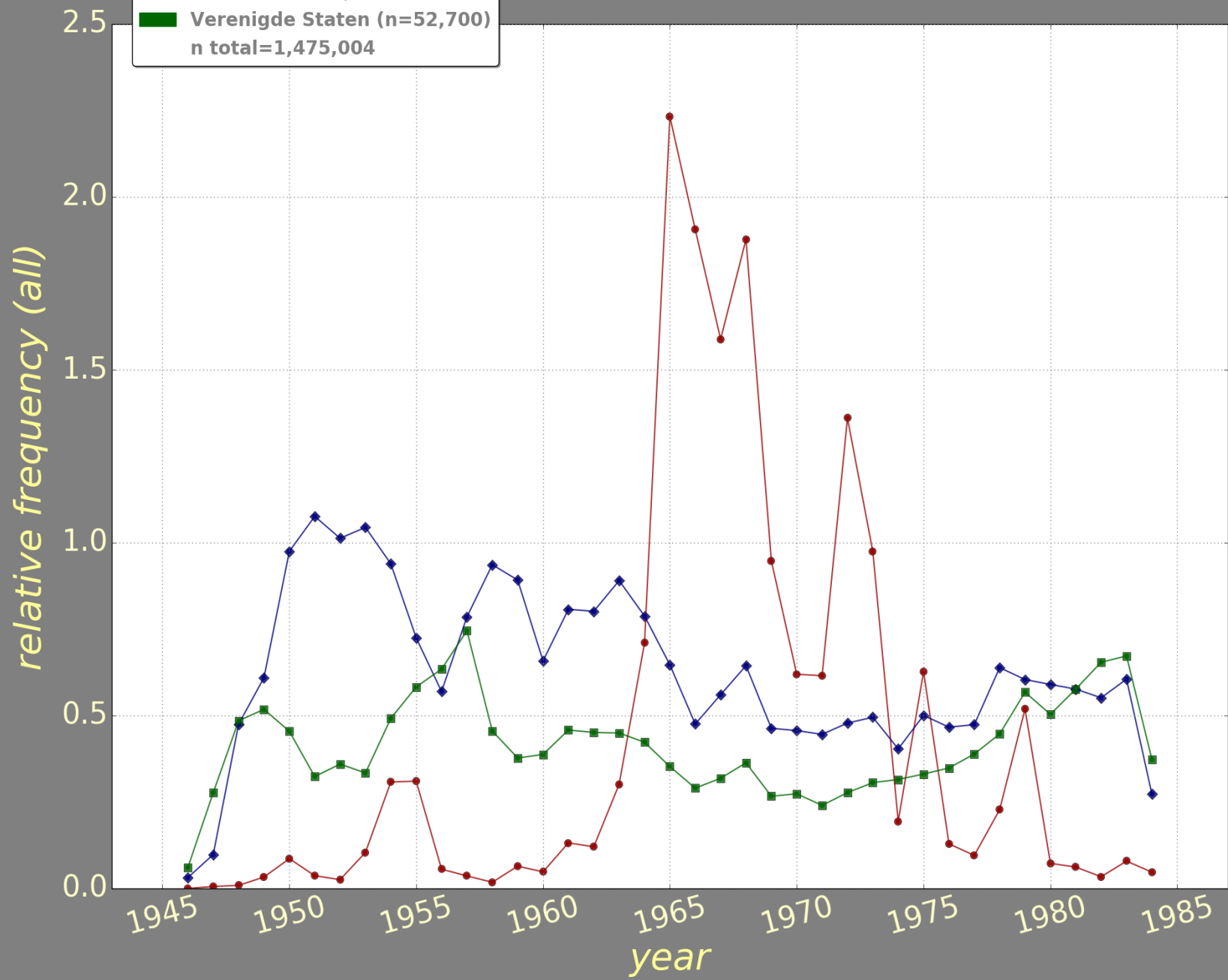
# Vietnam



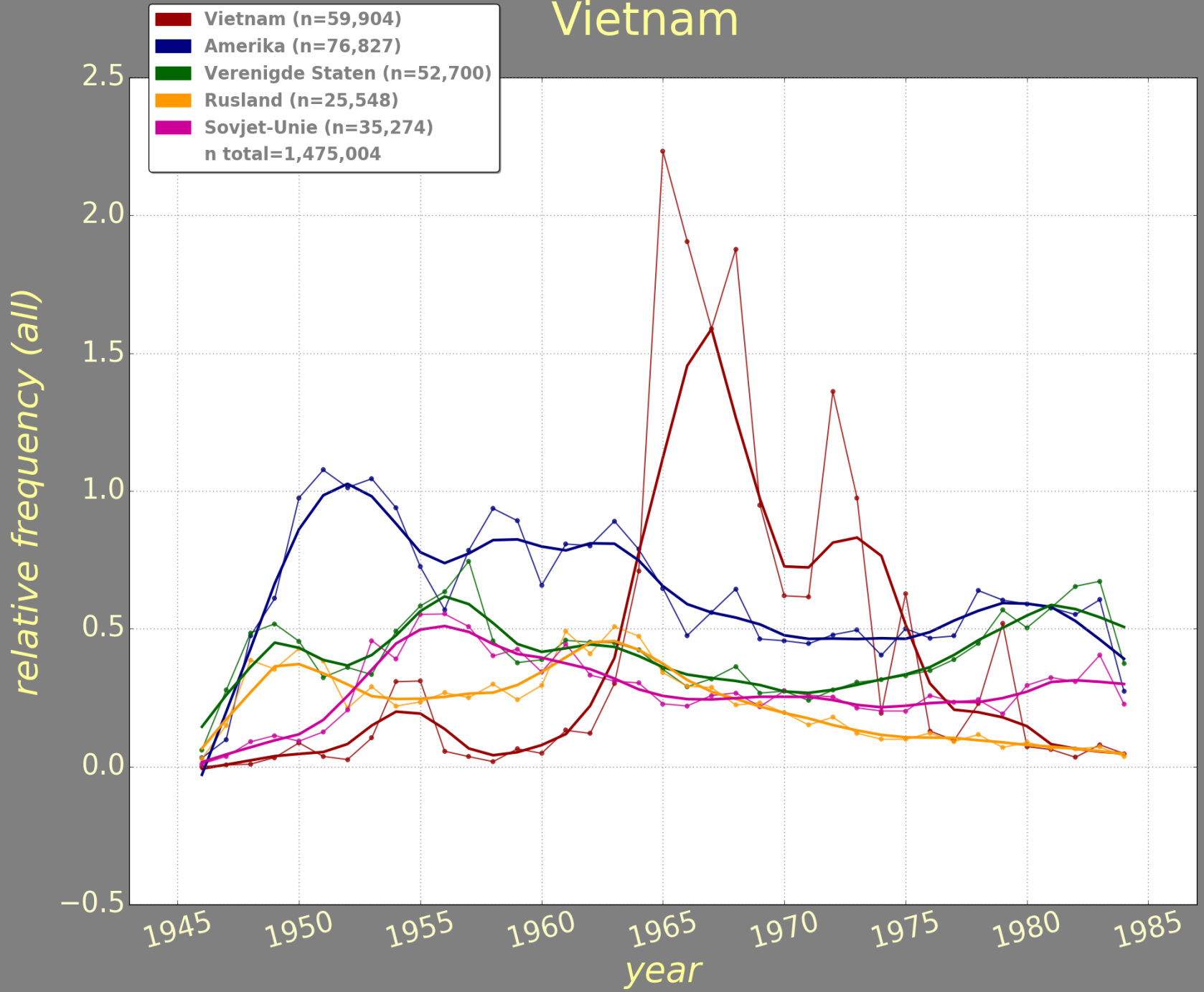


# Vietnam

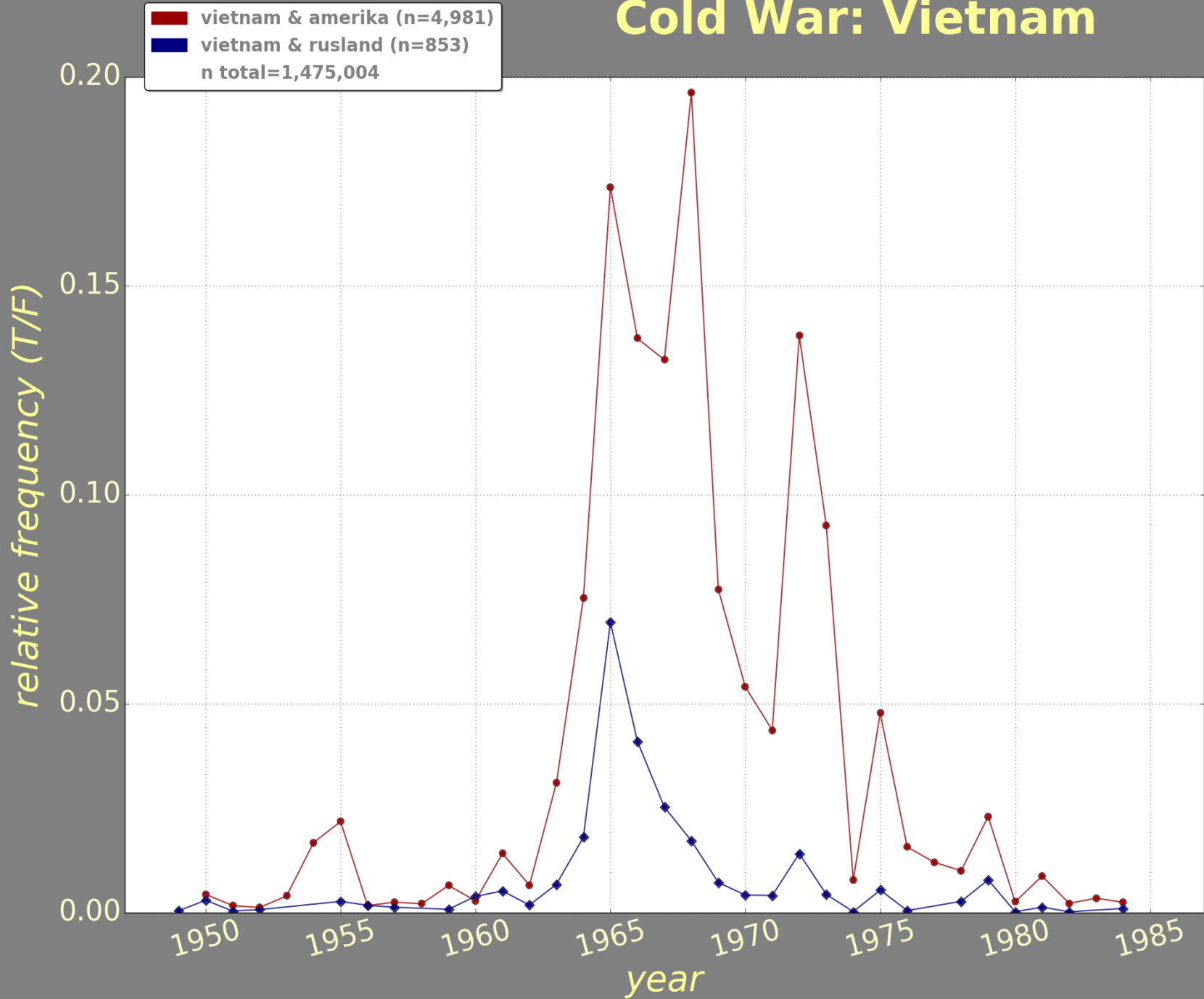
**Vietnam (n=59,904)**  
**Amerika (n=76,827)**  
**Verenigde Staten (n=52,700)**  
n total=1,475,004



# Vietnam



# Cold War: Vietnam



# Cold War: Vietnam

